

Name _____


Farm Animals Matching Worksheet

Draw a line from each farm animal name on the left to the matching farm animal picture on the right.


Pig




Chicken




Cow



Sheep



Duck



Horse

